Welcome to Year 5!

Summer Homework



Name: _____

New Class: _____

Ladies and gentlemen, your time in Year Five is nearly here.

Your summer homework is your chance to show Miss Wright and Miss Sawyer how ready for Year Five you are. Your homework will not be effective if you complete it all at once; the activities are to be spread throughout the holiday weeks.

Included in your homework is:

- Maths Key Facts - This is your opportunity to revise three key areas of mathematics before coming into Year Five: Times Tables, Shape and Place Value. Once you have a solid understanding of these three areas, you will be on your way to mathematical success in Year Five.
- Reading Tasks - It is really important to keep reading throughout the holidays, so you will find a reading log (to keep track of your reading) and two Reading Journal tasks to complete (both can be completed in this booklet).
- History Task - Our first History topic in September is all about the Mayans. Use the video link (or your own research) to create a poster about the Mayan Creation Story.
- Science Task - In September, we will be exploring the work of Sir Isaac Newton in our Science topic. Watch the video (or carry out your own research) about Newton and answer the questions on the page.
- *'How are you feeling?'* activity - We know that the past few months have been very strange for a lot of us, so we would like to know about your experiences during this time, and how you are feeling about returning to school in September.

Remember, don't leave it all until the last week.

Good luck and have a super summer break! We cannot wait to have you in Year 5 in September. Bring on 2020-21!

Key Facts

Times Tables

When you enter Year Five, it is expected that you are confident in recalling all of your Times Tables facts, from 1x1 all the way to 12x12. Knowing these facts, and being able to recall them quickly, will help you succeed in many areas of mathematics this year.

Over the six weeks holiday, continue to practise these to increase your confidence. On the next two pages are two Times Tables grids, for you to complete at the beginning and the end of the holidays—you should see an improvement in your time!

Games to play

Here are some ideas of ways you can practise your Times Tables

Hit the Button:

Use this website to practise your Times Tables facts: https://www.topmarks.co.uk/maths-games/hit-the-button or Google '*Hit the Button Times Tables*'.

Speed Tables:

Race against a friend or play alone against the clock. Write down a times table number sentence and answer it a quick as you can. How many can you do in 5 minutes? Can you set a challenge to work on only your weaker areas? Can you beat your personal best each time?

Times tables tennis:

Race against a friend or family member. Player One calls out a times table number sentence and Player Two must answer within three seconds. Player Two then asks Player One a table problem and Player One must answer within three seconds. If a player takes more than three seconds, write it down as a target. How many can you do in 5 minutes? Can you beat your personal best each time?

Roll the Dice:

Throw two dice and write down the answer when the two numbers are multiplied together. If you want to use higher numbers, cover the numbers with other numbers, such as 12, 9 or 8.
The winner is the player with the most correct calculations in 5 minutes.

Week One

Time taken: _____

	7	5	11	12	6	4	9	8	10	3	4	2
x7												
x12												
x2												
x5												
x6												
x4												
x9												
x8												
x10												
x3												

Week Six

Time taken: _____

	2	4	11	12	6	4	9	8	3	10	5	7
x8												
x3												
x5												
x2												
x6												
x4												
x9												
x7												
x10												
x12												

Shape

Coming into Year Five, you should know most of the names of 2D and 3D shapes. Over the next two pages, label each 2D and 3D shape and (if you can) share what you know about the properties of these shapes.

This is a _____

It has:

_____
_____
_____
_____
_____
_____

This is a _____

It has:

_____
_____
_____
_____
_____
_____

This is a _____

It has:

_____
_____
_____
_____
_____
_____

This is a _____

It has:

_____
_____
_____
_____
_____
_____

This is a _____

It has:

_____
_____
_____
_____
_____
_____

This is a _____

It has:

_____
_____
_____
_____
_____
_____

This is a _____

It has:

_____
_____
_____
_____
_____

This is a _____

It has:

_____
_____
_____
_____
_____
_____

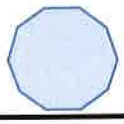

This is a _____

It has:

_____
_____
_____
_____
_____
_____

Shape

This is a _____

It has:

_____
_____
_____
_____
_____
_____
_____
_____
_____

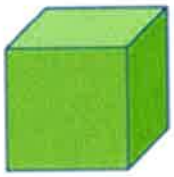

This is a _____

It has:

_____
_____
_____
_____
_____
_____
_____
_____
_____

This is a _____

It has:

_____
_____
_____
_____
_____
_____
_____
_____
_____

This is a _____

It has:

_____
_____
_____
_____
_____
_____
_____
_____
_____

This is a _____

It has:

_____
_____
_____
_____
_____
_____
_____
_____
_____

This is a _____

It has:

_____
_____
_____
_____
_____
_____
_____
_____
_____

Place Value

Can you answer the following questions about place value? Think about what we call each place value column and the value of each digit.

A) Can you write the following amounts in digits?

1. Three hundred and fifty = _____
2. One thousand, three hundred and eight = _____
3. Two thousand, nine hundred and two = _____
4. Six thousand and sixteen = _____

B) What are the values of the underlined digits?

1. 8<u>8</u>9 = _____
2. <u>1</u>65 = _____
3. 4<u>4</u>2 = _____
4. <u>1</u>101 = _____
5. 70<u>7</u>1 = _____
6. 9<u>9</u>99 = _____

C) Can you circle the digit that is equivalent to the written amount?

1. Fifty 8050
2. Thirty 1930
3. Three hundred 2379
4. Seventy 7075
5. Eight hundred 8887

D) Can you label the place value columns with their names?

Tens of thousands 10,000					•	

Reading

It is really important to read regularly in Year Five (and throughout school) to build your confidence and fluency as a reader. Over the six week holiday, you should be reading regularly. We would like to see what you have been reading over the summer, and you can record your books on the grid on the next page (see example).

If you're like the teachers and running out of books to read at home, there are other ways in which you can access reading material.

1) Some Southwark Libraries will be re-opening in mid-July - check their website for further updates.

2) If you have a Southwark Library Card, you can access hundreds of books via their E-Library! Follow this link to find out more: https://www.southwark.gov.uk/libraries/elibrary

A key aspect of showcasing what you have read in Year 5 is through your Reading Journals. When you return in September, we expect to see two Reading Journals (one for a non-fiction book, and one for a fiction book) so there are some ideas below!

Journal One: Non-Fiction Book

- A non-fiction fact attack/non-chronological report.
- An advert for your non-fiction book.
- A ten question quiz based on the facts you have learnt from your non-fiction book.
- A review of your non-fiction book (if your review is very persuasive, I'll purchase this book for the book corner!)

Journal Two: Fiction Book

- A timeline of the key events from your fiction book.
- An advert for your fiction book.
- A redesigned front cover of your fiction book. Can you explain why you have made these changes?
- A review of your fiction book (if your review is very persuasive, I'll purchase this book for the book corner!)

Reading Log

Use this grid to record the books you read over the summer holidays. I've filled out a row as an example so you know what is expected of you. If you need to add more rows to the reading log, please do so!

Title	Author	Date Started	Date Finished	Rating
Harry Potter and the Chamber of Secrets	J.K.Rowling	10/7/2020	15/7/2020	9/10

Reading Journal One

Reading Journal Two

The Mayan Creation Story

Watch this video:

https://www.youtube.com/watch?v=NIhx4Nu9bP8

or search YouTube for '*the Mayan creation myth*').

the mayan creation myth

Fiona Passantino • 59K views • 2 years ag

https://itunes.apple.com/us/app/id63339(
website presenting a collection of 25 ...

On the next page, create a poster showing all that you have learnt about how the Mayans believe the world began.

You should mention:

- The names of the two gods
- What powers the gods had
- What the issue with creating animals was
- The different race of men that were created, and the problems with these
- Challenge: Can you think about the differences between this creation story and our creation story?

Poster about the Mayan Creation Story

An Introduction to Isaac Newton

Research the life of Sir Isaac Newton, a key scientific individual, and answer the questions at the bottom of the page.

You could use the following links:

- https://www.youtube.com/watch?v=2ydh7AShMzM

(or search YouTube for *The Work of Sir Isaac Newton*)

- https://www.ducksters.com/biography/scientists/isaac_newton.php

(or search Google for *Ducksters Isaac Newton*)

1) What was Isaac Newton famous for discovering?

_____

_____

_____

2) How did he make his discovery? What did he notice?

_____

_____

_____

_____

_____

3) Which other scientist did Newton use to support his theory?

_____

_____

_____

_____

4) What was the name of Newton's first book?

_____

_____

How are you feeling?

Some of you have not been to school since March, and we know that coming back to school in September will make you feel lots of different emotions. Answer these questions to reflect upon the period of not being at school, and thinking ahead to returning to school.

1) What did you enjoy about 'lockdown'?

2) What did you find difficult about 'lockdown'?

3) What are you looking forward to about returning to school?

4) What are you nervous about returning to school?